



● Features

- ✓ Fully sealed aluminum shell design
- ✓ IP67
- ✓ -20~+70℃ working temperature
(refer to derating curve)
- ✓ Short circuit/Over load/Over
voltage/Over temperature
- ✓ 100% aging test
- ✓ 2 years warranty

Applications: Outdoor lighting, architectural lighting, decorative lighting, logo lighting, industrial and mining lights, high pole lights, stadium lights and street lights, etc.

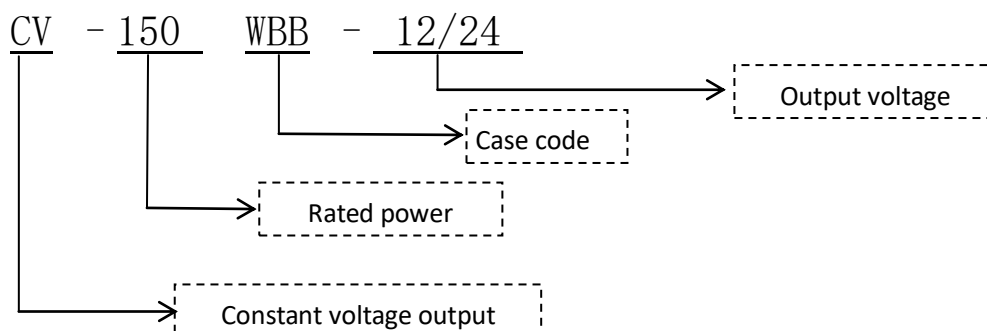
● Reference standards

EN61547\EN61000-4-2,3,4,5,6,8,11\ GB17625.1\EN61000-3-2\EN61000-3-3\ EN55015\GB17743\GB19150.1\14/EN61347-1, -2-13\EN62384\UL8750

● Product description

CV-150WBB series power supply is 150W waterproof power supply with IP67, input voltage range: 176~264VAC, and output voltage has 12V、24V etc, suitable for Outdoor lighting, architectural lighting, decorative lighting, logo lighting, industrial and mining lights, high pole lights, stadium lights and street lights, etc. With aluminum shell waterproof design, high efficiency, and good heat dissipation ensure the long-term stable work of this series of products.

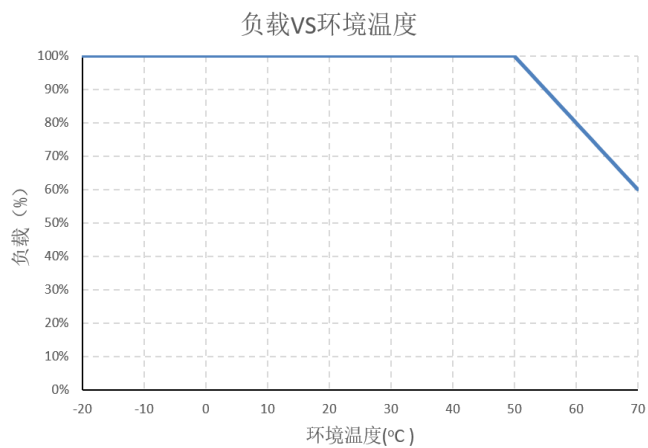
● Product name



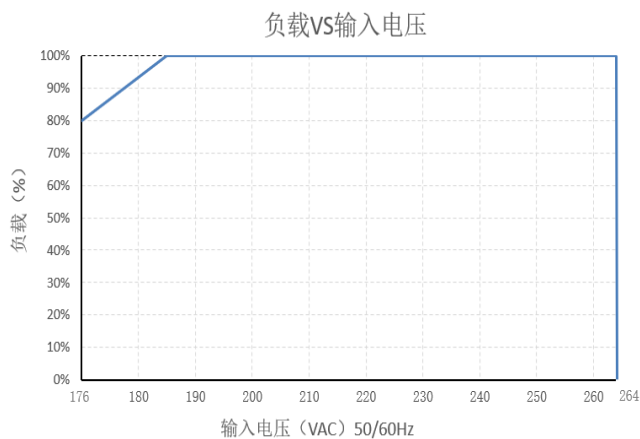
● Specifications

Model		CV-150WBB-12	CV-150WBB-24
Input	Input voltage	176~264VAC	
	Input current	230VAC/1.8A	
	Efficiency	≥86%	≥88%
	Frequency range	47~63HZ	
	Leakage current	<1mA/240VAC	
	Inrush current	Cold start 40A/230VAC	
Output	DC voltage	12V	24V
	Rated current	12.5A	6.3A
	Rated power	150W	151.2W
	Voltage ADJ.range	/	/
	Ripple & Noise	200mVp-p	300mVp-p
	Setup,rise	2500ms, 50ms/ (230VAC) 100% load	
	hold up time	20ms / (230VAC) 100% load	
	Line regulation	±1.0%	±1.0%
	Load regulation	±2.0%	±2.0%
	Voltage tolerance	±2.0%	±2.0%
EMC	EMS	Design refer to:EN61547;EN61000-4-2,3,4,5,6,8,11;	
	Harmonic current	Designrefer to:GB17625.1;EN61000-3-2, EN61000-3-3	
	EMI	Design refer to:EN55015, GB17743	
Safety	Safety standard	Design refer to:GB19150.1,14/EN61347-1, -2-13/EN62384 /UL8750/IP67	
	Withstand voltage	I/P-O/P:1.5KVac/10mA; I/P-CASE:1.5KVac/10mA; O/P-CASE:0.5KVAC/10mA 1min for each test	
	Isolation resistance	I/P-O/P:100M ohms; I/P-Case:100M ohms; O/P-Case:100M ohms	
Protections	Over voltage	Limited voltage, 110%~125% rated voltage	
	Over load	110%~135% rated load Hiccup mode,auto-recovery	
	Over temperature	Full load, working temperature 60℃±5℃	
	Short circuit	Protection after short circuit at output end, auto-recovery after eliminating short circuit	
Enviroment	Working Temp&humidity	-20~70℃ 20%~95%RH non-condensing (Refer to Derating Curve)	
	Storage Temp&humidity	-40℃~85℃; 10%~95%RH non-condensing	
	Vibration	10~500Hz,2G, 10min/1 cycle,60min.each along X,Y, Z axes	
	Impact	20G, last 11mS, 3 impacts along X, y and Z axes	
	Altitude	the ambient temperature derating of 0.6 ℃/100m for operating altitude higher than 2000m	
Reliability	MTBF	Under 25℃:100000Hrs, MIL-217 Method	
Others	Size	198*74*46 mm (L*W*H)	
	Packing	1.0Kg/PC,20PCS/CTN, 21KG/CTN	
	Cold mode	<input checked="" type="checkbox"/> free air convection <input type="checkbox"/> with fan	
	More options	<input type="checkbox"/> PCB double side conformal coating <input type="checkbox"/> Terminal with cover <input type="checkbox"/> low temp start (-40℃) <input type="checkbox"/> Other	
Remarks	<p>*In order to extend the service life, it is recommended to leave 30% more allowance when loading. For example, if the equipment needs 100W power, please choose the power supply over 130W.</p> <p>*Ripple&noise are measured at 20MHz of bandwidth by using a 12" twisted pair-wire terminated with a 0.1uf & 47uf parallel capacitor.</p> <p>*All parameters NOT specially mentioned are measured at 230VAC input,rated load and 25℃ of ambient temperature。</p> <p>*The power supply is considered a component which will be installed into a final equipment.The final equipment must be re-confirmed that it still meets EMC directives.All our EMC tests are carried out by mounting samples on metal plates.</p>		


● Load and temperature curve



● Static characteristic curve



● Install drawing



● Product installation and Instructions:

- 1、 When installing, please follow the mechanical size and installation method.
- 2、 Before commissioning, please check and proofread the connections on the terminals to make sure that the input and output, AC and DC, positive and negative poles, voltage and current values are correct, to prevent the occurrence of reverse connection errors and to avoid damage to power supply and user equipment.
- 3、 Please use the multimeter to measure whether the fire line, zero line and ground line are short-circuited and whether the output terminal is short-circuited before power is turned on.
- 4、 Do not exceed the nominal value of the power supply in use, so as to avoid affecting the reliability of the product. If you need to change the output parameters of the power supply, please consult the technical department of our company before using the power supply to ensure the effectiveness and reliability of the use.
- 5、 To ensure safety and reduce interference, ensure reliable grounding of grounding end (grounding wire>AWG18#).
- 6、 If the power supply fails, please do not repair it without authorization. Please contact our customer service department as soon as possible. Customer service line: 86-519-85215050.

7、

● Transport and storage:

1、 Transport:

This packing is suitable for transportation of automobiles, ships, airplanes and trains. It should be rainproof and handled civilly during transportation.

2、 Storage:

When the product is not in use, it should be placed in the packing box. The storage environment temperature and relative humidity should meet the requirements of the product. There should be no corrosive gas or products in the warehouse, and there should be no strong mechanical vibration, impact and strong magnetic field. Packing box should be at least 20 cm high from the ground, do not allow water immersion. If the storage time is too long (more than one year), it should be re-examined by professionals before it can be used.