

---

## ***Product Specifications***

**Model number:** JM-RF-MINI-01

**Products name:** RF Mini Single color controller



### **Product Description:**

This RF Mini Single color controller adopted the advanced computer control chip. Controlled by 433Mhz wireless remote. Its mainly used to controlled all kinds of led lights, such as: LED source, LED strips, led wall washer, wall Glass curtain lights, etc. It integrated with low cost, easy connection, simple manipulation and others advantages. User can adjust the lights brightness according to their actual requirement. This controller is with 8 kinds of monochrome dynamic model, including flash blasting, breathing, getting brighter and darker, strobe, flicker and other models. With wide range of speed level (total have 10 level of speed). At the same time, this controller have the characteristics of small volume, easy to carry, etc, its popular amount the many markets.

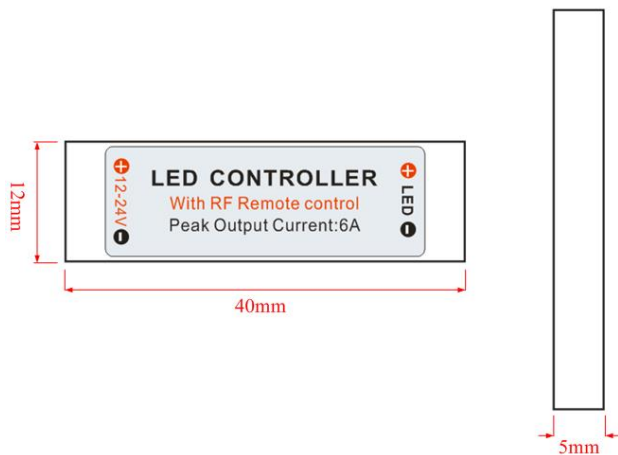
### **Technical Parameters:**

- Working temperature: -20~60℃
- Input voltage: DC5-24V
- Output: 1 circuit
- Connection mode: Common anode
- controller size: L40.0×W12.0×H5mm
- Remote size: L85×W40×H6mm
- Net weight: 35g
- Gross weight: 40 g
- Static power consumption: <0.5W

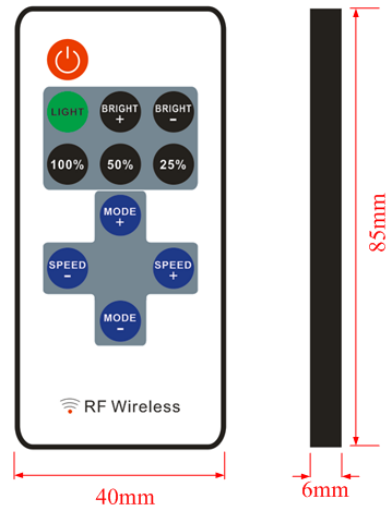
- Output current: <6A(each circuit)
- Output power: 5V:<30W, 12V:<72W

## External dimension:

(controller size)



(Remote size)



## Connection description:







**Power input** :5.5x2.1mm female DC connector

**Load output::** 5.5x2.1mm male DC plug

## Direction for use:

### Remote control function instructions:

There are 11 buttons on the remote , the functions are as below:

-  Turn ON/OFF the controller.
-  Switch to the static mode from dynamic mode
-  In dynamic mode, press this key switch to static mode for the first time,the brightness will
- 

---

increase for one level when press each time,total 10 level.

In dynamic mode, press this key switch to static mode for the first time,the brightness will decrease for one level when press each time,total 10 level.



In the on station, press this button to adjust to 100% brightness directly.



In the on station, press this button to adjust to 50% brightness directly.Press this key within 4 seconds to match code when powered the controller.



In the on station, press this button to adjust to 25% brightness directly.



In static mode, press this key switch to dynamic mode for the first time,switch to the next forward mode when press each time.



In static mode, press this key switch to dynamic mode for the first time,switch to the next backward mode when press each time.



In static mode, press this key switch to dynamic mode,the changing speed will increase for one level when press each time,total 10 level.

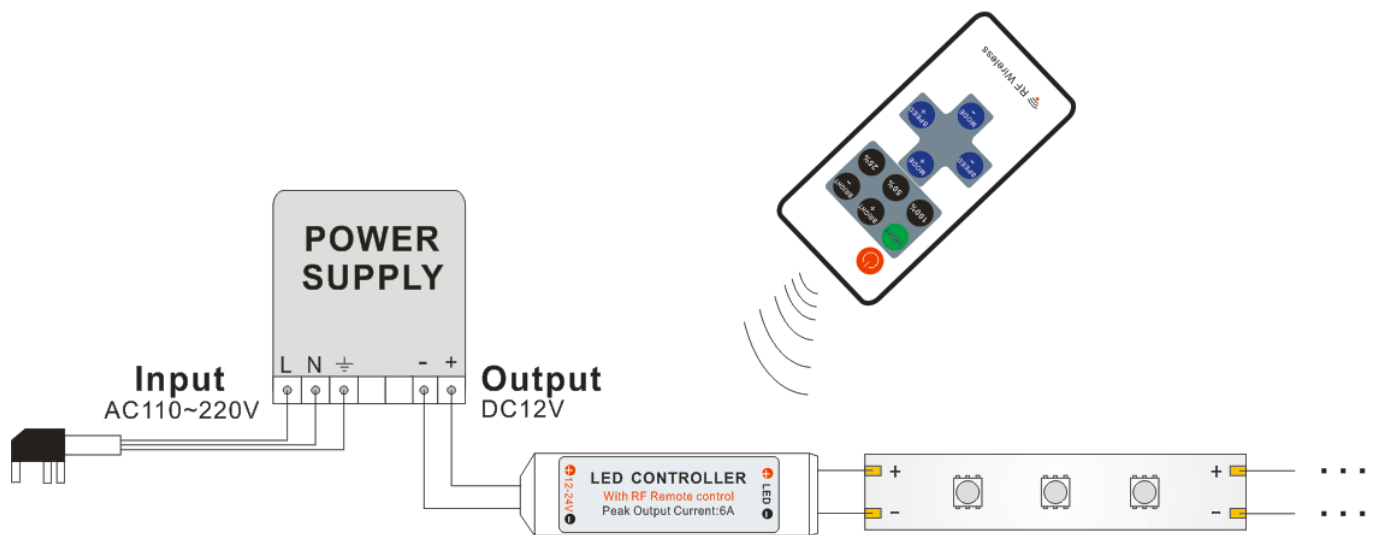


In static mode, press this key switch to dynamic mode,the changing speed will decrease for one level when press each time,total 10 level.

3、The Dynamic model is as follows

NO.	Model	NO.	Model
1	Breathing model	5	3:1 flash
2	Half breathing model	6	Flash alternately
3	strobe	7	Blasting flash
4	1: 3flash	8	Fade automatic

## Typical Applications:



### cautions

- 1、 This products Input voltage is DC5-24V, other input voltage are not allowed.
- 2、 Lead wire should be connected correctly, according to the wire color and the connecting diagram offers.
- 3、 Overload are prohibited.