

**Name:JM-BLE-IR40S**

# *Products specification*



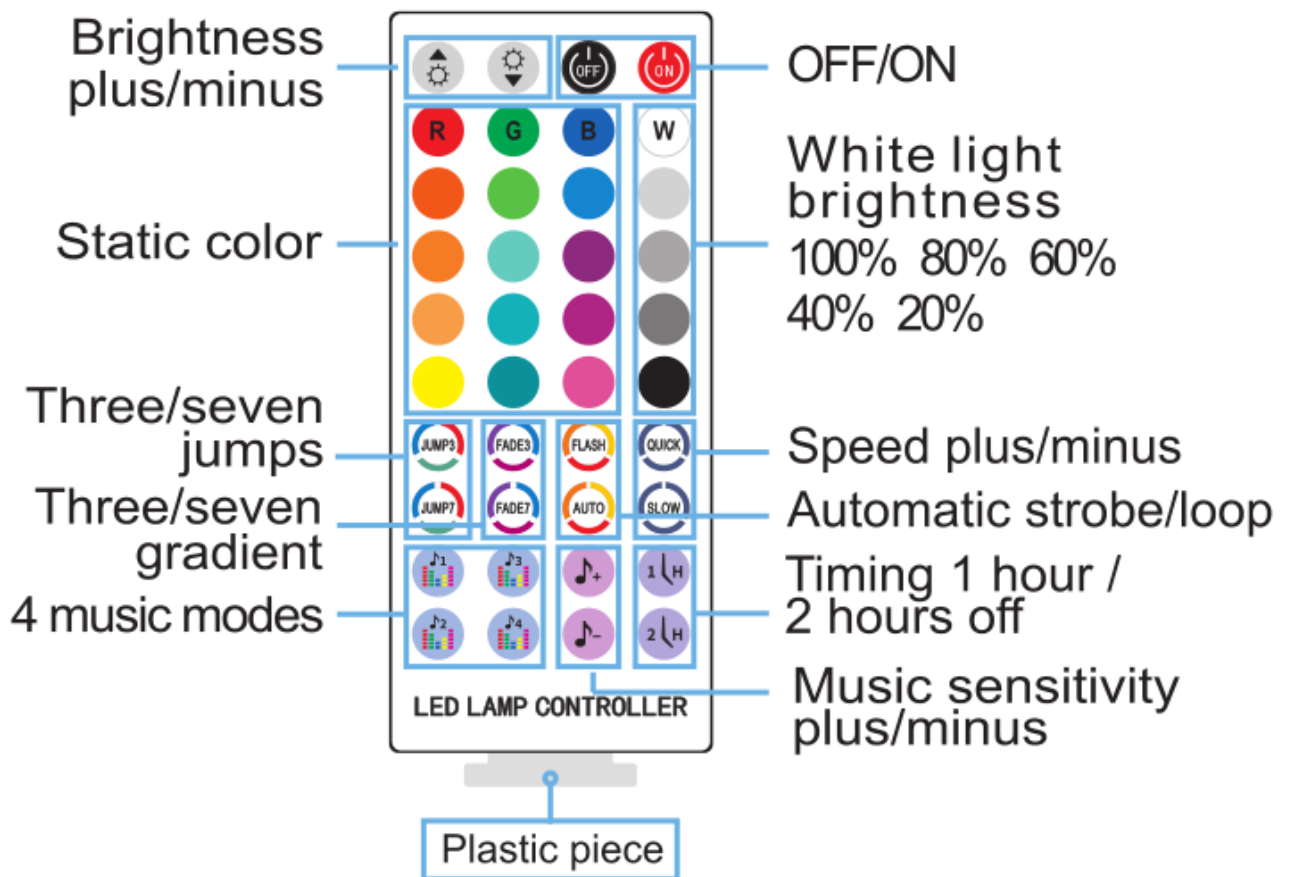
## **Product Parameter:**

This IR40 KEY Bluetooth RGB Controller is a universal controller via ios & Android device. Bluetooth 4.0 and the most advanced PWM (pulse width modulation) control technology have been adopted. 3 channels RGB led lighting like Led strips light, LED module, LED light box can be suitable with it. Easy to install and use, memory function, indicate light show are the advantages of it. Modes selection, brightness & speed adjustment and more are the nice functions. Dynamic mode like jump, fade or strobe, do it as you wish.

## **Technical Parameters**

- Working temperature:  $-20-60^{\circ}\text{C}$
- Supply voltage: DC5-24V
- Output: 3channels
- Connection mode: Common anode
- Controller Size: L61\*W35\*H22mm
- New Weight: 60g
- Static power consumption:  $<1\text{W}$
- Output current:  $<4\text{A/CH}$
- Output power:  $<100\text{W}$

## **Remote control function:**



The plastic sheet isolate the battery. remove the plastic sheet when using the remote control

## APP 功能介绍

1. 16 million colors and dimming
2. Language: Chinese、English、Japanese
3. DIY colors and save
4. Sequence adjustable, Built in two Interface for RGB/RGBW
5. Time set
6. Dynamic modes.
7. Music mode\*! listen to your music through your microphone and change the lights to the beat!
8. Remote control
9. Microphone control
10. Picture color recognize, and change the lights color.



## APP 安装操作介绍

1. First download the app APP name: LED L AMP, or scan the QR code below



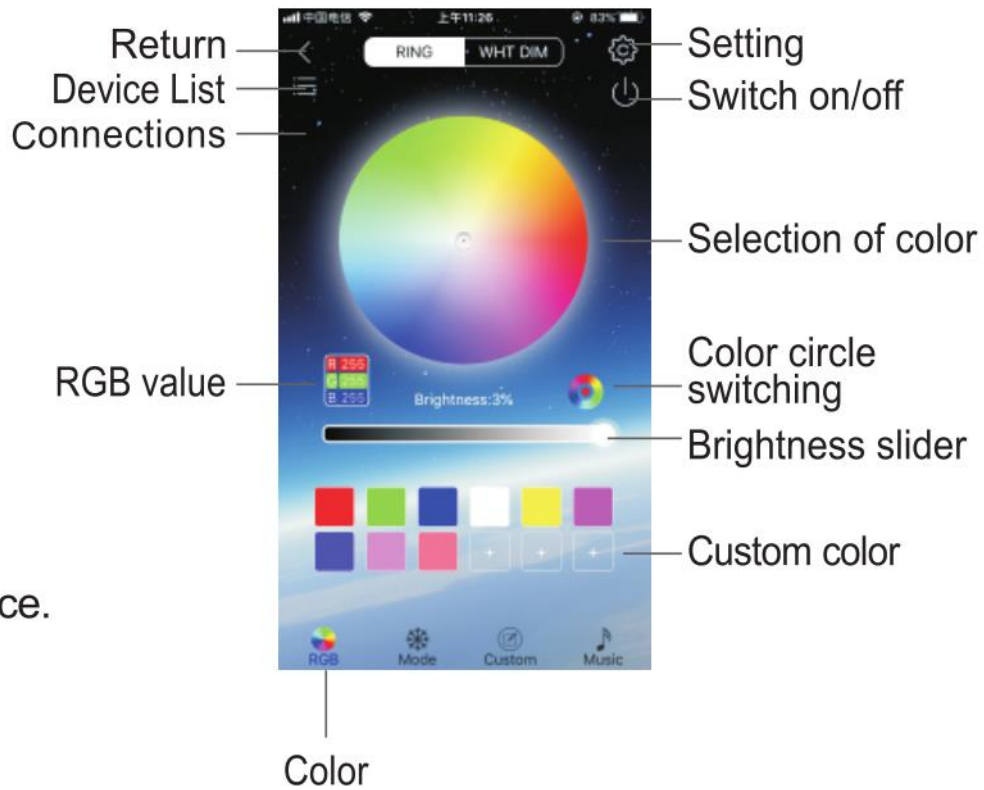
## 使用方法操作示意

Open the app, click LED BLE to enter the Bluetooth control interface.




## Interface

1. Color interface: color ring,



2. Mode: You want, adjustment. speed adjustment, and brightnessn choose the mode you



3. you want to add and choose a mode



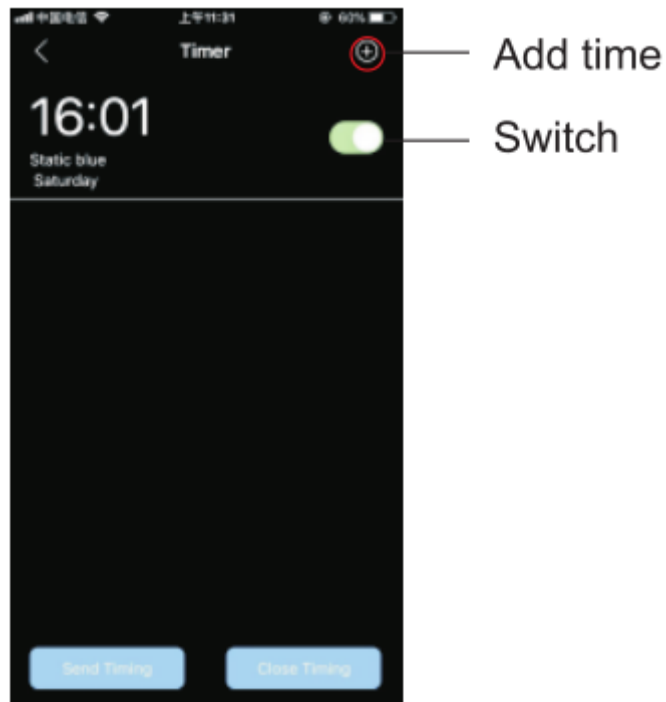
4. The music interface is divided into music needs the phone to play the song to adjust; and the microphone is adjusted music and microphone two parts: where the by the external sound size.



5. Settings: You can set RGB sort, code, timing, shake, change skin.



5.Timer: The timer can set the period to open the desired Mode. desired mode, turn off the e desired time



### Cautions

- 1, This products Input voltage is DC12-24V, other input voltage are not allowed.
- 2, Lead wire should be connected correctly, according to the wire color and the connecting diagram offers;
- 3, Overload are prohibited.