

Product Specifications

Model: JM-RFMB-03

Product Name: RF2.4G 4-Zone Wall-Mounted Touch Remote RGB controller



Product Description

This is a 2.4G RF 4-Zone Wall-Mounted Touch Remote led controller, common remote for RGB and RGBW led controller. Adopt the most advanced PWM Control Technology, all kinds of the rgb led lights can be controlled. Such as LED module, led strip, led control box, led source, etc. The installation is easy and simple. It has indicator light to feedback every touching on the remote, memory chip inside to save the previous statues no matter you turn off the light or cut off the power. User can choose different changing mode and color, adjust the speed and brightness, turn on/off. Dynamic modes like flash, strobe, fade. 2.4Ghz RF Control technology can make the remote control more stable and anti-jamming, 30 meters transmission distance.

Besides, one remote can controlled 4 group of light independent, make it realize the one-to-many manipulation control.

Technical Parameters

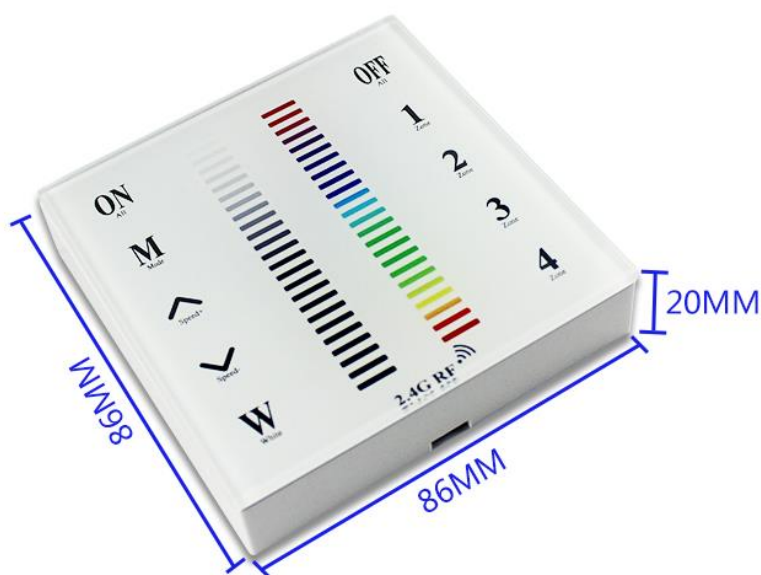
- Working Temperature: -20~55℃
- Supply Voltage: DC12~24V
- Output: 3 channels
- Connection Mode: Common anode
- Controller Size: L85.0xW45.0xH23.0mm
- Remote Size: L86.0xW86.0xH20.0mm
- Net Weight(Receiver): 43g
- Gross Weight(Receiver): 55g

- Net Weight(Remote control): 122g
- Gross Weight(Remote Control): 157g
- Static power consumption: <1W
- Output current: <4A/CH
- Output power: 12V:<144W; 24V:<288W

External dimension



Receiver




Remote


Connection description

*Power Input Interface: Power 1: Adopt wire plug-in and screwing terminal power input

Power 2: Adopt the DC female Connector.




*Load output interface: Adopt wire plug-in and screwing terminal output



Introduction of Remote Control:

| Item | Parameter | Remark |
|--------------------------|----------------|---------------|
| Supply Voltage | 3V | 2*AAA Battery |
| Transmission Frequency | 2400-2483.5MHz | |
| Control Mode | GFSK | |
| Transmission Power | 6db | |
| Static power consumption | 10uA | |
| Remote distance | 20-30 meters | |
| External dimension | L86xW86xH20mm | |



Control guidance:

- 1、 Use the 2.4G frequency RF remote control, no need to aim the remote to the controller, and the RF remote can control it across obstacles.
- 2、 In the open area remote control distance is about 30 meters.
- 3、 Adopt touch control remote, slightly touch the color wheel can switch the light color easily and smoothly

● Operation method:

- 1、 Connect the load wire at first, following by the power wire; Please make sure no short circuit between connecting wire before you turn on the power;
- 2、 Only the ON button can be worked in OFF status, the controller got memory chip, it will remember the last status every time you turn off the light or switch off the power supply.

Match code: Press and hold any zone number X “X=1,2,3,4” two seconds in 8 seconds when you switch on the power of the led driver, output led light will flash white color 3 times, means succeed .

If you need control more drivers with one remote, for example you got A and B driver.

Step 1, Switch on the A's power supply, press and hold "number 1" button for 2 seconds in 8 seconds, the output led light will flash the white color 3 times. Then "Zone 1" can control A controller.

Step 2, Switch on the B's power supply, press and hold "number 2" button for 2 seconds in 8 seconds, the output led light will flash the white color 3 times. Then "Zone 2" can control B controller.

Step 3, add more drivers in any zone will be the same.

Clean code: Press and hold the zone number X "X=1,2,3,4" two seconds in 8 seconds when you switch on the power of the led driver in that zone, output led light will flash white color 9 times, means succeed .

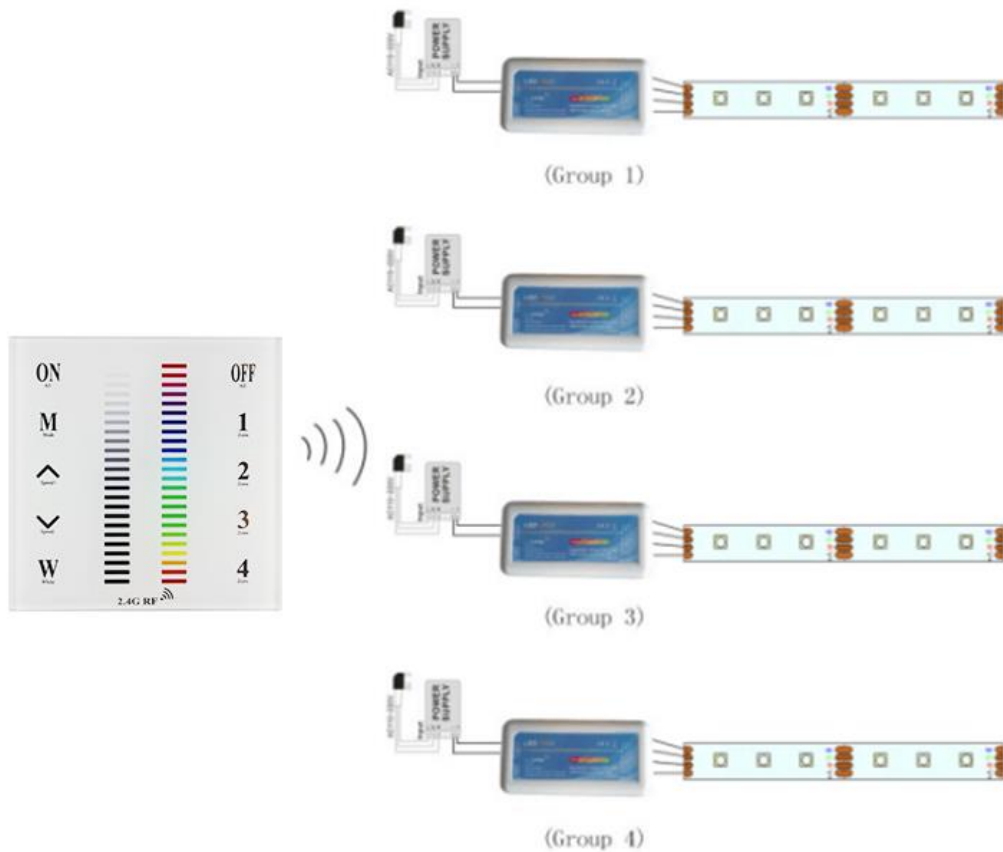
Tips:

1 remote can control 4 zones drivers separately or together, every zone can be add in more drivers, like 40 driver for 4 zones, every zone can get 10 drivers inside. Light control can be synchronized in every zone, or altogether.

Dynamic modes as below:

| Number | Mode | Adjustable state |
|--------|--|---|
| 1 | 3 colors jumping change | Brightness is not adjustable, speed is adjustable |
| 2 | 3 Colors fade in and fade out | |
| 3 | Seven color jumping change | |
| 4 | Seven Colors Flash | |
| 5 | Seven color fade | |
| 6 | 7 Colors fade in and fade out | |
| 7 | White color fade in and fade out | |
| 8 | Red color fade in and fade out+flash 3 times | |
| 9 | Green color fade in and fade out+flash 3 times | |
| 10 | Blue color fade in and fade out+flash 3 times | |
| 11 | White color fade in and fade out+flash 3 times | |
| 12 | Auto-cycle mode | |

Typical Application



Cautions

- 1、 This products Input voltage is DC12-24V,other input voltage are not allowed.
- 2、 Lead wire should be connected correctly,according to the wire color and the connecting diagram offers.
- 3、 Overload are prohibited.
- 4、 Please do not used the controller around a wide range of mental area or do not used nearby strong electromagnetic wave area, otherwise, it will seriously affect the remote distance.