

Product Specification

Name: High Speed Large Current Power Amplifier

Model: JM-AMF-T4



Summarization

High speed large current power amplifier, suit for PWM control led controller, it can amplify the power of LED controller, each time add one amplifier, the connecting number of led will be more than twice to three times, and can cascade, in theory, numerous amplifiers can be connected. It is convenience for different voltage, high power and small power LED lamps and lanterns unified control. Whether our company's products or any other company's products, as long as it is PWM control, voltage appropriate, all can use this series power amplifier. Using high speed light lotus root design, can achieve very low delay time, to ensure that when many sets of cascade, it can keep pace with host.

Technical parameters

Working temperature: -20-60 °C

Working voltage: DC5V-24V

Signal voltage: DC5V-24V

Input signal: PWM dimming signal

Dimming range: 0.1%-100%

Net weight: 310g

Gross weight: 360g

External dimension: L147*W70*H25 mm

Packing size: L152* W80* H30mm

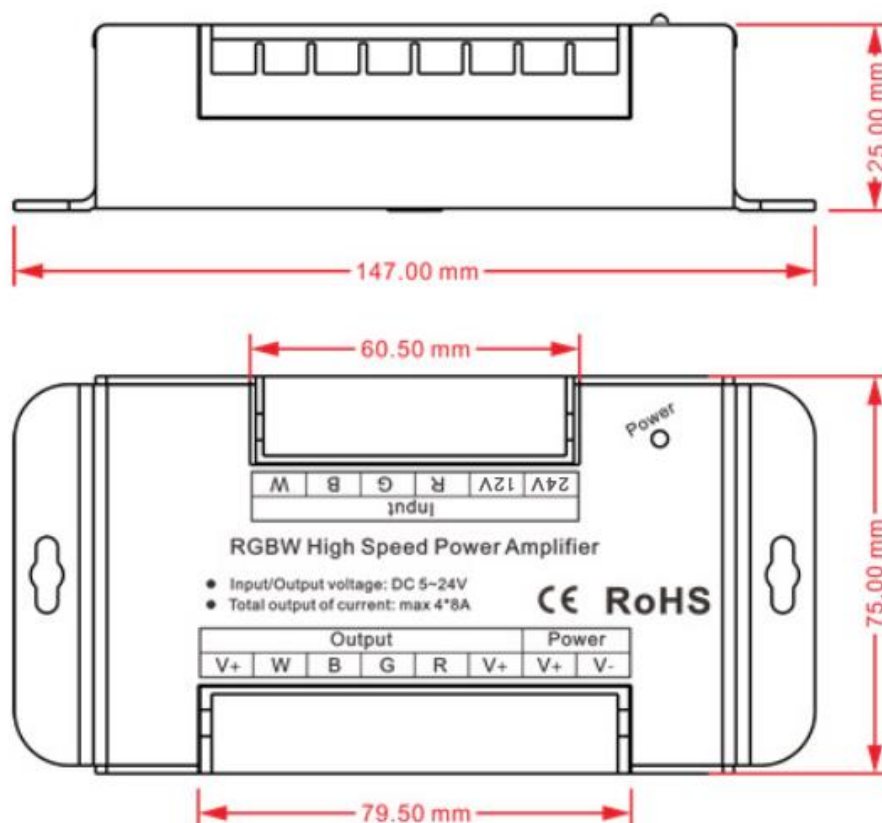
Connect terminal: screw connect mode, terminal caliber 7mm

Connect mode: common anode


Output current: <32A

Output power: 5V:<160W, 24V:<768W

External Dimension:



Interface instruction:




RGBW signal control port:

- ① :24V common anode common pole
- ② : 12V common anode common pole
- ③ : R channel input signal cathode
- ④ : G channel input signal cathode

⑤ : B channel input signal cathode

⑥ :W channel input signal cathode

Power and load output port:



⑦ : Load output common anode public pole

⑧ :W channel load output cathode

⑨ :B channel load output cathode

⑩ :G channel load output cathode

⑪ : R channel load output cathode

⑫ : Load output common anode public pole

⑬ : Power supply input voltage anode

⑭ : Power supply input voltage cathode

Technical Application

